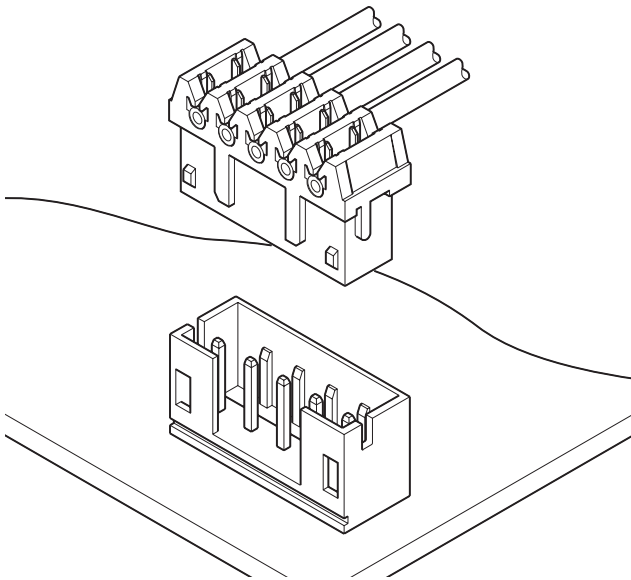


KRD CONNECTOR

2.0mm pitch/Disconnectable Insulation displacement connectors



This 2.0mm pitch insulation displacement connector is another version of the NRD connector for printed circuit boards. The KRD connector allows daisy chaining and is very useful in simplifying connection systems in electronic equipment.

- **Daisy chain connection**
- **Twin slot insulation displacement section**
- **Distortion resistant construction**
- **Interchangeability**
- **Low profile design - a mere 9.0mm high from the PC board surface**

Specifications

- Current rating: 1.0A AC, DC (AWG #26)
- Voltage rating: 100V AC, DC
- Temperature range: -25°C to +85°C
(including temperature rise in applying electrical current)
- Contact resistance: Initial value/10m Ω max.
After environmental testing/20m Ω max.
- Insulation resistance: 1,000M Ω min.
- Withstanding voltage: 800V AC/minute
- Applicable wire: UL1571, UL1061 (Contact JST for details regarding other UL styles.)
AWG #28, #26
Conductor/7 strands, tin-coated
Insulation O.D./0.9 to 1.0mm
- Applicable PC board thickness: 0.8 to 1.6mm
- * Compliant with RoHS.
- * Refer to "General Instruction and Notice when using Terminals and Connectors" at the end of this catalog.
- * Contact JST for details.

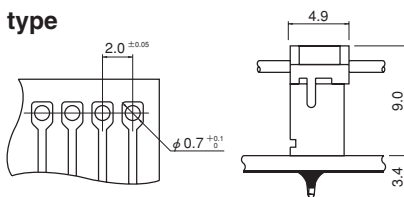
Standards

Recognized E60389

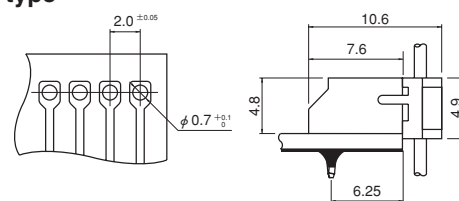
Certified LR20812

Through-hole type PC board layout (viewed from soldering side) and Assembly layout

Top entry type



Side entry type



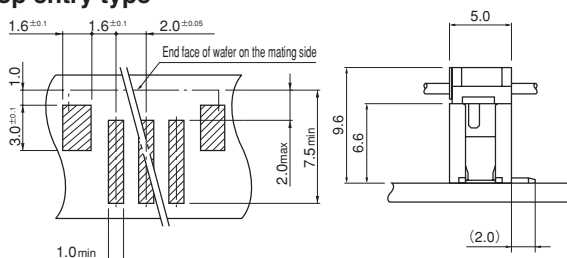
Note: 1. Tolerances are non-cumulative: ± 0.05 mm for all centers.

2. Hole dimensions differ according to the kind of PC boards and piercing method. If PC boards made of hard material are used, the hole dimensions should be larger. The dimensions above should serve as a guideline. Contact JST for details.

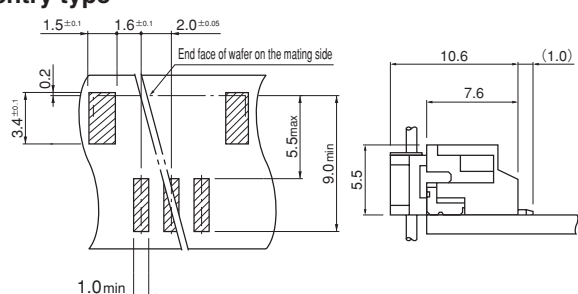
SMT type PC board layout (viewed from component side) and Assembly layout

<SM4 type>

Top entry type



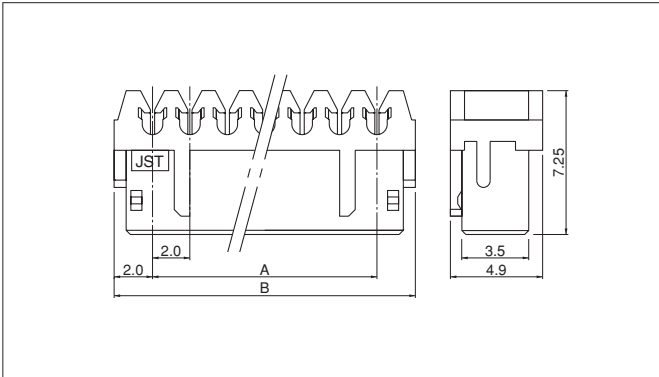
Side entry type



Note: 1. Tolerances are non-cumulative: ± 0.05 mm for all centers.

2. The dimensions above should serve as a guideline. Contact JST for details.

Socket



Circuits	Model No.		Dimensions (mm)		Q'ty / box
	AWG #28(green)	AWG #26(natural/white)	A	B	
2	02KR-D8M-P	02KR-D6S-P	2.0	6.0	2,000
3	03KR-D8M-P	03KR-D6S-P	4.0	8.0	2,000
4	04KR-D8M-P	04KR-D6S-P	6.0	10.0	2,000
5	05KR-D8M-P	05KR-D6S-P	8.0	12.0	1,000
6	06KR-D8M-P	06KR-D6S-P	10.0	14.0	1,000
7	07KR-D8M-P	07KR-D6S-P	12.0	16.0	1,000
8	08KR-D8M-P	08KR-D6S-P	14.0	18.0	1,000
9	09KR-D8M-P	09KR-D6S-P	16.0	20.0	500
10	10KR-D8M-P	10KR-D6S-P	18.0	22.0	500
11	11KR-D8M-P	11KR-D6S-P	20.0	24.0	500
12	12KR-D8M-P	12KR-D6S-P	22.0	26.0	500
13	13KR-D8M-P	13KR-D6S-P	24.0	28.0	500
14	14KR-D8M-P	14KR-D6S-P	26.0	30.0	500
15	15KR-D8M-P	15KR-D6S-P	28.0	32.0	500
16	16KR-D8M-P	16KR-D6S-P	30.0	34.0	500

Material and Finish

Contact: Phosphor bronze, tin-plated (reflow treatment)
Housing: PA 66, UL94V-0

RoHS compliance

<For reference> As the color identification,
the following alphabet shall be put in the underlined part.
For availability, delivery and minimum order quantity, contact JST.

ex. **02KR-D6S-P**
AWG#26: S...natural (white)
AWG#28: M...green

Shrouded header

The shrouded headers are interchangeable with the PH crimp style connectors and with CR and KR insulation displacement connectors.