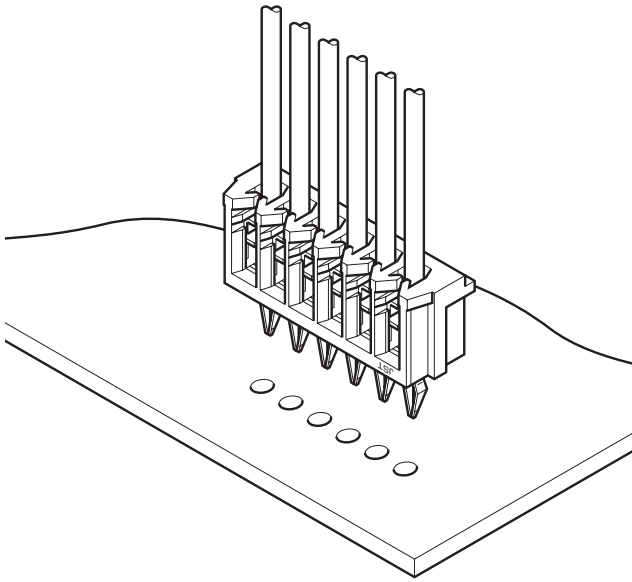


DA CONNECTOR

2.0mm pitch/Board-in Insulation displacement connectors



Measuring 2.0mm in pitch, 5.0mm in mounting height, and 4.0mm in thickness, this board-in connector is useful in miniaturizing the connections of small electronic products, such as VCRs, cameras, stereo systems, and car radios. This connector can be used by itself or in combination with the DR connector.

- Compact and low profile
- Twin U-slot insulation displacement section
- Easy mounting onto printed circuit boards
- Strain relief
- Interchangeability

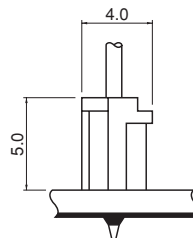
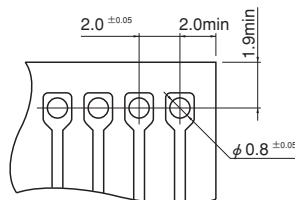
Specifications

- Current rating: 1.0A AC, DC (AWG #26)
- Voltage rating: 100V AC, DC
- Temperature range: -25°C to +85°C
(including temperature rise in applying electrical current)
- Insulation resistance: 1,000M Ω min.
- Withstanding voltage: 800V AC/minute
- Applicable wire: UL1571, 1061 (Contact JST for details regarding other UL styles.)
AWG #28, #26
Conductor/7 strands, tin-coated
Insulation O.D./ 0.9 to 1.0mm
- Applicable PC board thickness: 1.2, 1.6mm
- * Compliant with RoHS.
- * Refer to "General Instruction and Notice when using Terminals and Connectors" at the end of this catalog.
- * Contact JST for details.

Standards

- Recognized E60389
- Certified LR20812

PC board layout (viewed from soldering side) and Assembly layout

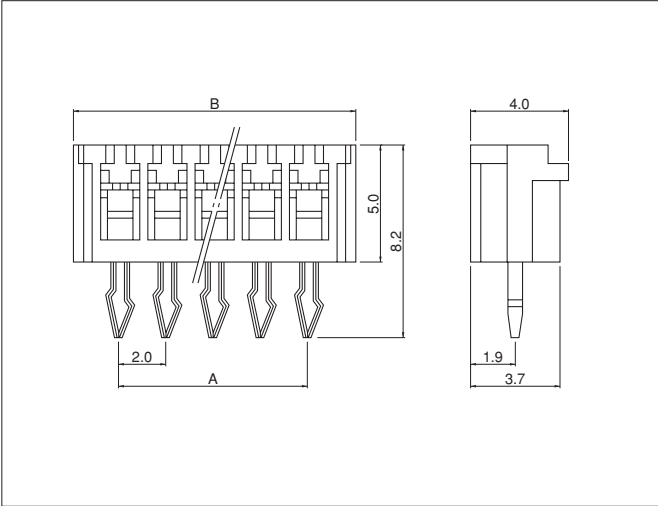


Note: 1. Tolerances are non-cumulative: ± 0.05 mm for all centers.
2. Hole dimensions differ according to the kind of PC board and piercing method. The dimensions above should serve as a guideline.
Contact JST for details.

3. Pulling or otherwise putting a strain on the harness attached to the connector before the solder has completely cooled can dislodge the connector or cause its misalignment.
4. Do not reuse any connectors that were previously soldered and then removed from a PC board.

DA CONNECTOR

Connector



Circuits	Model No.		Dimensions (mm)		Q'ty / box
	AWG #28(green)	AWG #26(natural/white)	A	B	
2	02DA-8M	02DA-6S	2.0	5.9	2,000
3	03DA-8M	03DA-6S	4.0	7.9	2,000
4	04DA-8M	04DA-6S	6.0	9.9	1,000
5	05DA-8M	05DA-6S	8.0	11.9	1,000
6	06DA-8M	06DA-6S	10.0	13.9	1,000
7	07DA-8M	07DA-6S	12.0	15.9	1,000
8	08DA-8M	08DA-6S	14.0	17.9	1,000
9	09DA-8M	09DA-6S	16.0	19.9	500
10	10DA-8M	10DA-6S	18.0	21.9	500
11	11DA-8M	11DA-6S	20.0	23.9	500
12	12DA-8M	12DA-6S	22.0	25.9	500
13	13DA-8M	13DA-6S	24.0	27.9	500
14	14DA-8M	14DA-6S	26.0	29.9	500
15	15DA-8M	15DA-6S	28.0	31.9	250

Material and Finish

Contact: Phosphor bronze, nickel-undercoated, tin-plated
Housing: PA 66, UL94V-0

RoHS compliance This product displays (LF) on a label.

<For reference> As the color identification,
the following alphabet shall be put in the underlined part.
For availability, delivery and minimum order quantity, contact JST.

ex. **02DA-8M**
S...natural (white) [standerd color for AWG#26]
M...green [standerd color for AWG#28]