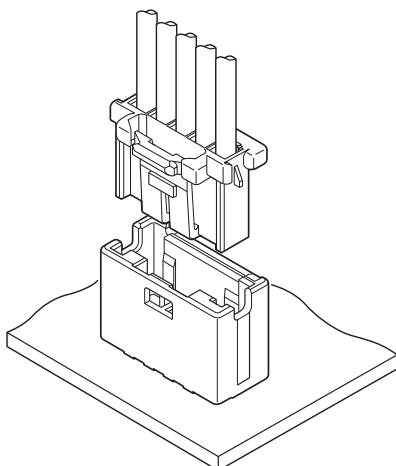


XNI CONNECTOR

2.5mm pitch/Disconnectable Crimp style connectors

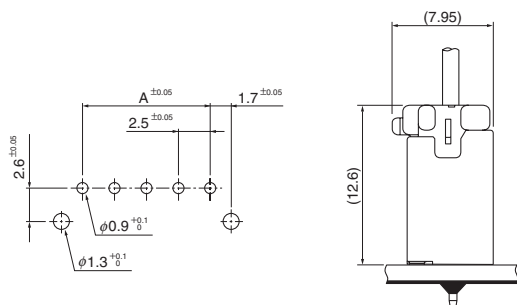


This connector is 2.5mm pitch wire-to-board connector that has a mechanism to prevent an incomplete mating by utilizing the inertial force when mating connector.

In all circuits of connector, controlled key for preventing mismatching of mating is added, and two type connectors can be used in the same model. (See table below.)

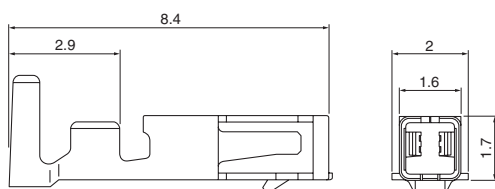
- Inertial lock structure
- Finger-friendly design
- Secure locking structure

PC board layout (viewed from component side) and Assembly layout



Note: 1. Tolerances are non-cumulative: $\pm 0.05\text{mm}$ for all centers.
2. Hole dimensions differ according to the kind of PC board and piercing method.
The dimensions above should serve as a guideline.
Contact JST for details.

Contact



Specifications

- Current rating: 3A AC, DC (AWG#22)
- Voltage rating: 250V AC, DC
- Temperature range: -25°C to $+85^{\circ}\text{C}$
(including temperature rise in applying electrical current)
- Contact resistance: Initial value/10m Ω max.
After environmental testing/20m Ω max.
- Insulation resistance: 1,000M Ω min.
- Withstanding voltage: 1,000V AC/minute
- Applicable wire: AWG #30 to #22
- * Compliant with RoHS.
- * Refer to "General Instruction and Notice when using Terminals and Connectors" at the end of this catalog.
- * Contact JST for details.

Standards

Recognized E 60389

Certified LR20812

J50148340

List of combinations

Resin color (Header/Housing)	Natural	Red
Key pattern	Polarizing key pattern A	Polarizing key pattern B
Housing Model No.	XNIRP-()V-A-S	XNIRP-()V-B-R
Header Model No.	B()B-XNI S K-A-1	B()B-XNI R K-B-2

Model No.	Applicable wire		Insulation O.D. (mm)	Q'ty / reel
	mm ²	AWG#		
SXNI-001T-P0.6	0.13~0.33	26~22	1.0 ~1.7	7,000
SXNI-003T-P0.6	0.05~0.08	30~28	0.65~0.9	10,000

Material and Finish

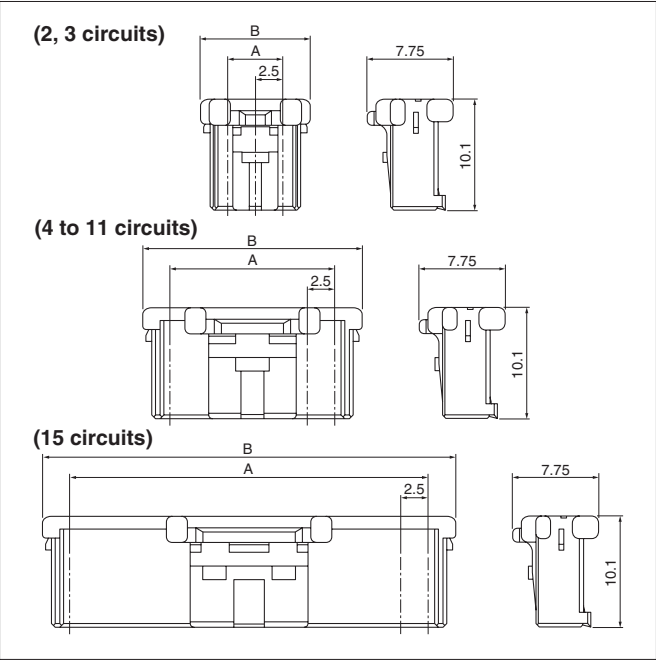
Phosphor bronze, tin-plated (reflow treatment)

RoHS compliance

Contact	Crimping machine	Applicator		
		Crimp applicator	Dies	Crimp applicator with dies
SXNI-001T-P0.6	AP-K2N	MKS-L	MK/SXNI-001-06	APLMK SXNI001-06
		—	—	—
SXNI-003T-P0.6	AP-K2N	MKS-L	MK/SXNI-003-06	APLMK SXNI003-06
		—	—	—

XNI CONNECTOR

Housing



Circuits	Model No.	Dimensions (mm)		Q'ty / bag
		A	B	
2	XNIRP-02V-A-S	2.5	7.5	1,000
3	XNIRP-03V-A-S	5.0	10.0	1,000
4	XNIRP-04V-A-S	7.5	12.5	1,000
5	XNIRP-05V-A-S	10.0	15.0	1,000
6	XNIRP-06V-A-S	12.5	17.5	1,000
7	XNIRP-07V-A-S	15.0	20.0	1,000
8	XNIRP-08V-A-S	17.5	22.5	1,000
9	XNIRP-09V-A-S	20.0	25.0	1,000
10	XNIRP-10V-A-S	22.5	27.5	1,000
11	XNIRP-11V-A-S	25.0	30.0	500
15	XNIRP-15V-A-S	35.0	40.0	500

Material

Glass-filled PBT, UL94V-0, natural (white)

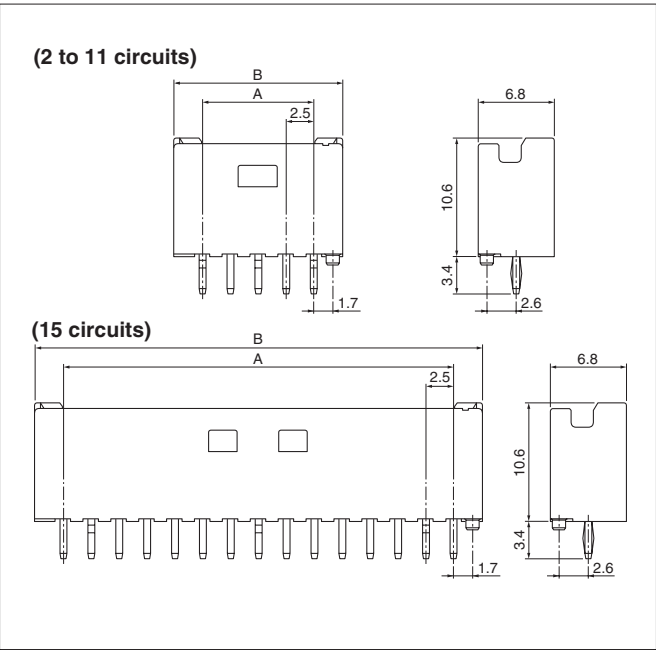
RoHS compliance

<For reference> As the color identification, the following alphabet shall be put in the underlined part.
For availability, delivery and minimum order quantity, contact JST.

ex. **XNIRP-02V-A-S**

S...natural (white) R...red

Shrouded header



Circuits	Model No.	Dimensions (mm)		Q'ty / box
		A	B	
2	B02B-XNISK-A-1	2.5	7.5	500
3	B03B-XNISK-A-1	5.0	10.0	500
4	B04B-XNISK-A-1	7.5	12.5	250
5	B05B-XNISK-A-1	10.0	15.0	250
6	B06B-XNISK-A-1	12.5	17.5	250
7	B07B-XNISK-A-1	15.0	20.0	200
8	B08B-XNISK-A-1	17.5	22.5	200
9	B09B-XNISK-A-1	20.0	25.0	200
10	B10B-XNISK-A-1	22.5	27.5	150
11	B11B-XNISK-A-1	25.0	30.0	150
15	B15B-XNISK-A-1	35.0	40.0	100

Material and Finish

Post: Copper alloy, copper-undercoated, tin-plated (reflow treatment)

Wafer: Glass-filled PA 66, UL94V-0, natural (ivory)

RoHS compliance This product displays (LF)(SN) on a label.

<For reference> As the color identification, the following alphabet shall be put in the underlined part.
For availability, delivery and minimum order quantity, contact JST.

ex. **B02B-XNISK-A-1**

S...natural (ivory) R...red