
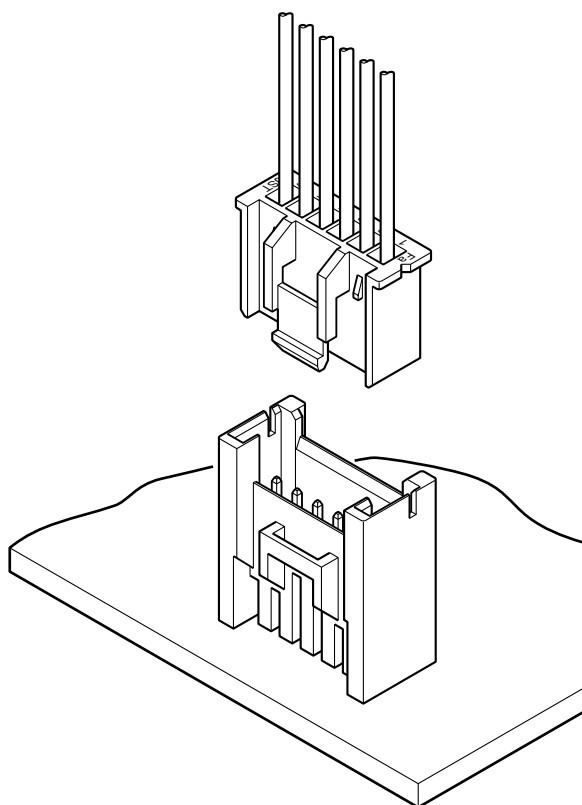


XM CONNECTOR (High box type)

Disconnectable Crimp style connectors (Board)



High-box type XM connector with 8.9mm depth and 20.0mm height after assembly.



Features

• Interchangeability

The housing is interchangeable with these of the XM receptacle housing.

• Inner-housing lock

This inner-housing lock secures the plug to the receptacle and prevents accidental disconnection. The lock is protected and is not affected by external forces that might result from the routing of wires.

• Secondary retainers

The secondary retainers enhance safety in case of partial insertion or accidental release of the contact. Even if a contact is inserted incompletely, the retainer guides the contact to the proper position and securely locks it in place.

• Header for 2.5mm pitch XM connector for use specifically with resin coated ("potted") PC boards

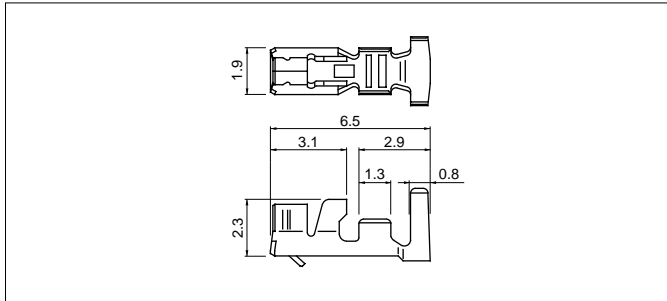
This header is tall and fully shrouded so as to prevent the resin used to coat the PC board from coming into contact with the mating pins.

Specifications

- Current rating: 3A AC, DC (AWG #22, #20)
- Voltage rating: 250V AC, DC
- Temperature range: -25°C to +85°C
(including temperature rise in applying electrical current)
- Contact resistance: Initial value/10m Ω max.
After environmental testing/20m Ω max.
- Insulation resistance: 500M Ω min.
- Withstanding voltage: 1,000V AC/minute
- Applicable wire: AWG #28 to #20
- Applicable PC board thickness: 1.6mm
- * RoHS compliant products are published.
- * Refer to "General Instruction and Notice when using Terminals and Connectors" at the end of this catalog.
- * Contact JST for details.

XM CONNECTOR<High box type>

Contact



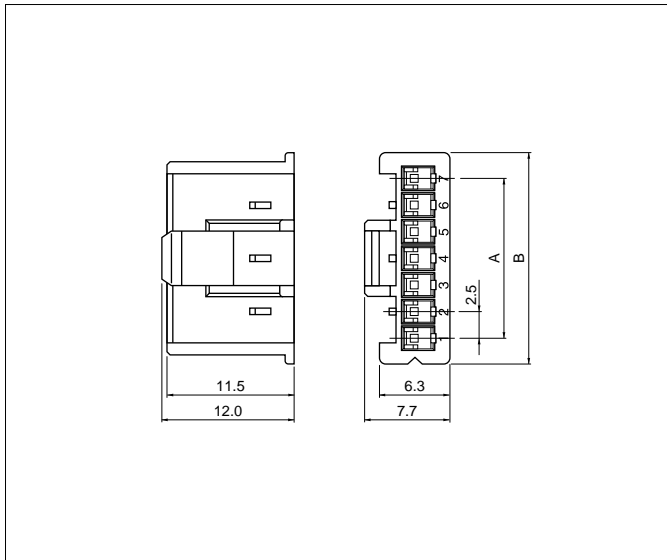
Model No.	Applicable wire			Q'ty / reel
	mm ²	AWG #	Insulation O.D. (mm)	
SXA- 01T-P0.6	0.22 to 0.50	24 to 20	1.5 to 1.9	8,000
SXA-001T-P0.6	0.08 to 0.33	28 to 22	1.2 to 1.9	8,000

Material and Finish

Phosphor bronze, tin-plated (reflow treatment)

RoHS compliance

Housing



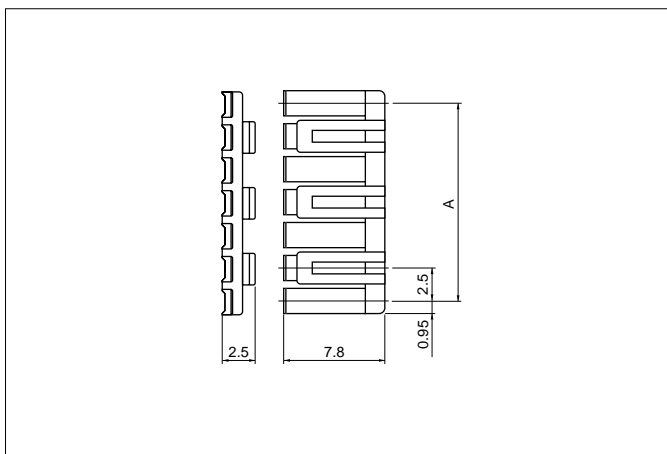
Circuits	Model No.	Dimensions (mm)		Q'ty / bag
		A	B	
2	XMP-02V	2.5	8.8	1,000
3	XMP-03V	5.0	9.8	1,000
4	XMP-04V	7.5	12.3	1,000
5	XMP-05V	10.0	14.8	500
6	XMP-06V	12.5	17.3	500
7	XMP-07V	15.0	19.8	500
8	XMP-08V	17.5	22.3	500
9	XMP-09V	20.0	24.8	500
10	XMP-10V	22.5	27.3	500

Material

PA 66, UL94V-0

RoHS compliance

Retainer



Circuits	Model No.	A	Q'ty / bag
2	XMS-02V	2.5	1,000
3	XMS-03V	5.0	1,000
4	XMS-04V	7.5	1,000
5	XMS-05V	10.0	1,000
6	XMS-06V	12.5	1,000
7	XMS-07V	15.0	1,000
8	XMS-08V	17.5	1,000
9	XMS-09V	20.0	1,000
10	XMS-10V	22.5	1,000

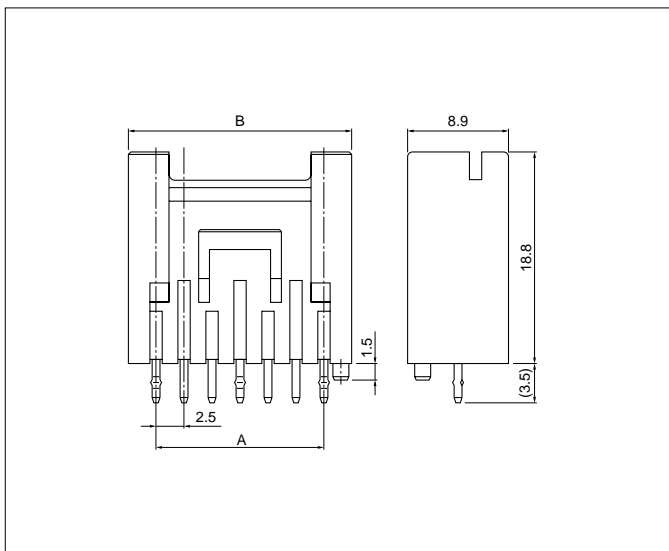
Material

Glass-filled PA 66, UL94V-0

RoHS compliance

XM CONNECTOR<High box type>

Shrouded header



Circuits	Model No.	Dimensions (mm)		Q'ty / bag
		A	B	
2	BH02B-XMSK	2.5	8.9	770
3	BH03B-XMSK	5.0	9.9	700
4	BH04B-XMSK	7.5	12.4	525
5	BH05B-XMSK	10.0	14.9	455
6	BH06B-XMSK	12.5	17.4	385
7	BH07B-XMSK	15.0	19.9	315
8	BH08B-XMSK	17.5	22.4	280
9	BH09B-XMSK	20.0	24.9	245
10	BH10B-XMSK	22.5	27.4	245

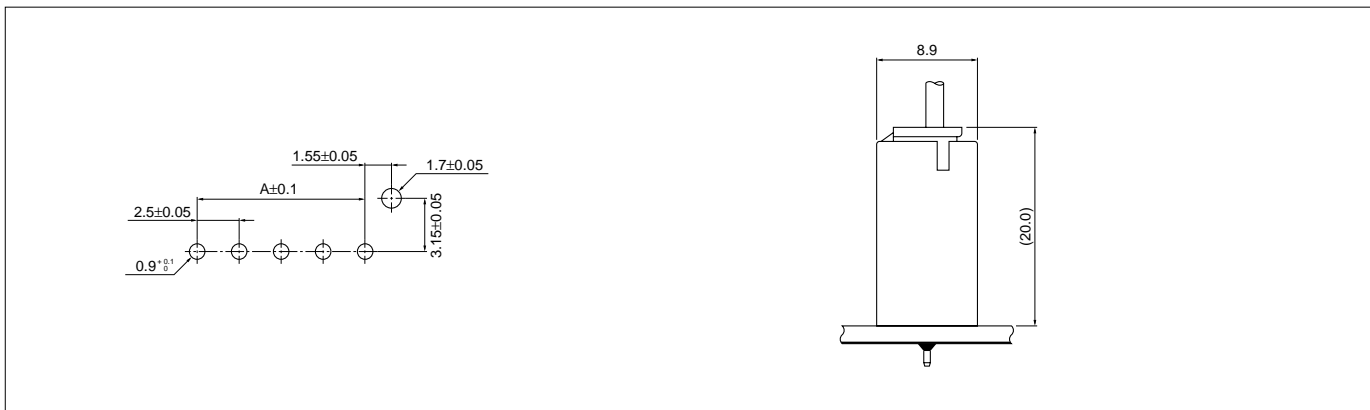
Material and Finish

Post: Copper alloy, copper-undercoated, tin-plated (reflow treatment)

Wafer: Glass-filled PA 66, UL94V-0

RoHS compliance This product displays (LF)(SN) on a label.

PC board layout (viewed from soldering side) and Assembly layout



Note:

1. Tolerances are non-cumulative: $\pm 0.05\text{mm}$ for all centers.
2. Hole dimensions differ according to the kind of PC board and piercing method.
The dimensions above should serve as a guideline. Contact JST for details.

Crimping machine, Applicator

Contact	Crimping machine	Crimp applicator	Dies	Crimp applicator with dies
SXA-001T-P0.6	AP-K2N	MKS-L	MK/SXA/M-001-06	APLMK SXA/M001-06
		*MKS-SC	SC/SXA/M-001-06	APLSC SXA/M001-06
SXA-01T-P0.6	AP-K2N	MKS-L	MK/SXA/M-01-06	APLMK SXA/M01-06
		*MKS-SC	SC/SXA/M-01-06	APLSC SXA/M01-06

Note: *Strip-crimp applicator