

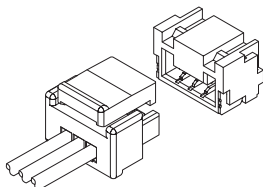
GVH CONNECTOR

1.25mm pitch/Disconnectable Crimp style connectors

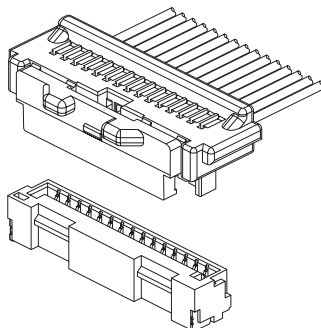
Emboss Tape



Side entry type



Side feed type



This connector can be mounted on the same PC board layout as GH connector, and has the sucking area on the top of connector without suction tape. The side feed type for drawing out the wire laterally that considers the workability of mating and normal side entry type has been developed.

- Secure locking structure
- Prevention of contact deformation
- Sucking area

Specifications

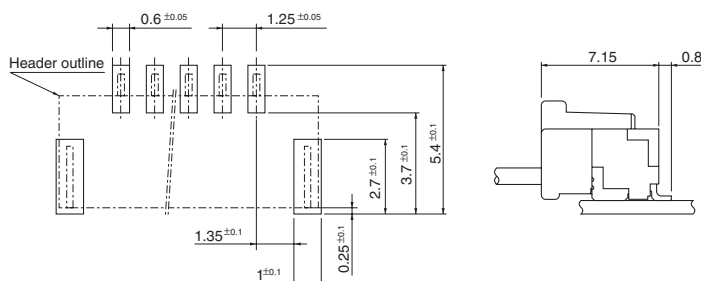
- Current rating: 1.0A AC, DC (AWG #26)
 - Voltage rating: 50V AC, DC
 - Temperature range: -25°C to +85°C
(including temperature rise in applying electrical current)
 - Contact resistance: Initial value/30mΩ max.
After environmental testing/50mΩ max.
 - Insulation resistance: 100MΩ min.
 - Withstanding voltage: 500V AC/minute
 - Applicable wire: Conductor size/AWG #30 to #26
Insulation O.D./0.8 to 1.0mm
- * Compliant with RoHS.
* Refer to "General Instruction and Notice when using Terminals and Connectors" at the end of this catalog.
* Contact JST for details.

Standards

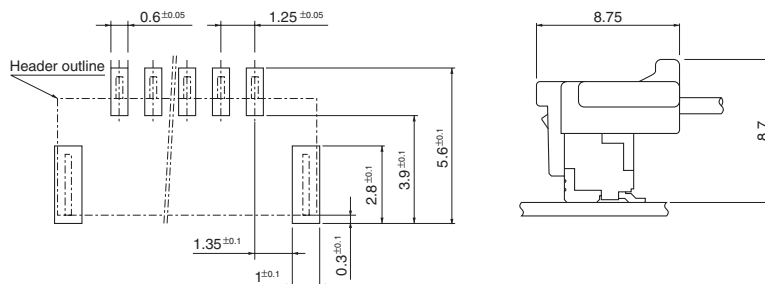
Recognized E 60389

PC board layout (viewed from component side) and Assembly layout

Side entry type



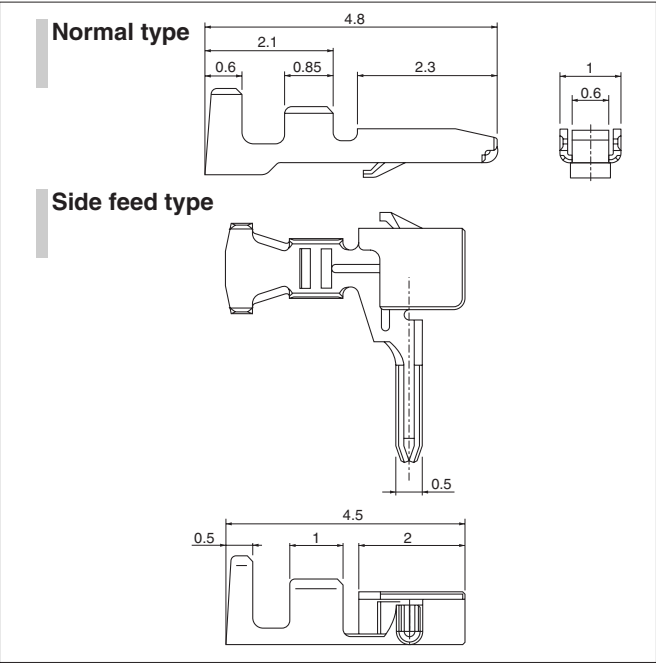
Side feed type



Note: 1. Tolerances are non-cumulative: $\pm 0.05\text{mm}$ for all centers.
2. The dimensions above should serve as a guideline. Contact JST for details.

GVH CONNECTOR

Contact



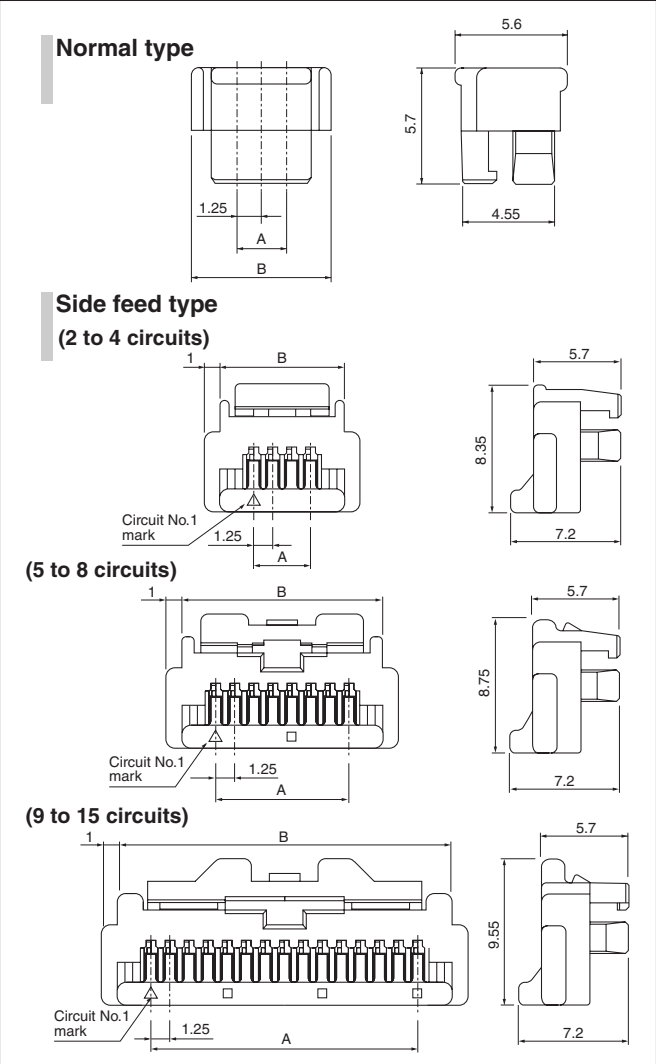
Model No.	Applicable wire		Insulation O.D. (mm)	Q'ty / reel
	mm ²	AWG#		
SGVH-002T-P0.2	0.05~0.13	30~26	0.8~1.0	23,000
SGVHSF-002T-0.2	0.05~0.13	30~26	0.8~1.0	13,000

Material and Finish				
Side entry type: Phosphor bronze, tin-plated (reflow treatment)				
Side feed type: Brass, tin-plated (reflow treatment)				

RoHS compliance
Note: 1. Contact JST for gold-plated products.
2. Contact JST when it is used for the equipment for outdoor use and the part required high reliability, because the side feed type can correspond with phosphor bronze products.

Contact	Crimping machine	Applicator		
		Crimp applicator	Dies	Crimp applicator with dies
SGVH-002T-P0.2	AP-K2N	MKS-L-10-3	MK/SSHL-002-02	APLMK SSSL002-02
		—	—	—
SGVHSF-002T-0.2	AP-K2N	MKS-L-10-3	MK/SGVHSF-002-02	APLMK SGVHSF002-02
		—	—	—

Housing



Circuits	Model No.	Dimensions (mm)		Q'ty / box
		A	B	
3	GVHR-03V-S	2.50	7.00	5,000

Material				
PBT, UL94V-0, natural				

RoHS compliance

Circuits	Model No.	Dimensions (mm)		Q'ty / box
		A	B	
2	GVHRSF-02V-S	1.25	3.75	4,000
3	GVHRSF-03V-S	2.50	5.00	4,000
4	GVHRSF-04V-S	3.75	6.25	2,500
5	GVHRSF-05V-S	5.00	7.50	2,500
6	GVHRSF-06V-S	6.25	8.75	2,500
7	GVHRSF-07V-S	7.50	10.00	2,000
8	GVHRSF-08V-S	8.75	11.25	2,000
9	GVHRSF-09V-S	10.00	12.50	1,500
10	GVHRSF-10V-S	11.25	13.75	1,500
11	GVHRSF-11V-S	12.50	15.00	1,500
12	GVHRSF-12V-S	13.75	16.25	1,000
13	GVHRSF-13V-S	15.00	17.50	1,000
14	GVHRSF-14V-S	16.25	18.75	1,000
15	GVHRSF-15V-S	17.50	20.00	1,000

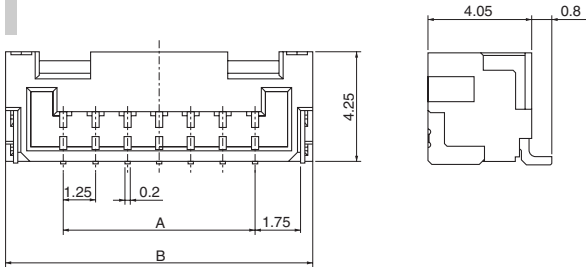
Material				
PBT, UL94V-0, natural				

RoHS compliance

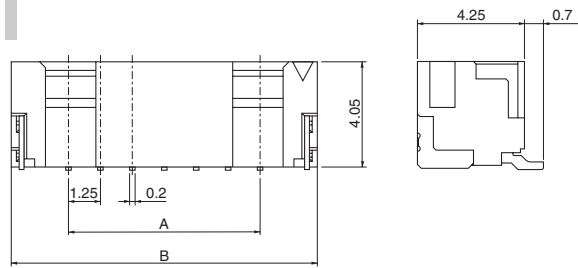
GVH CONNECTOR

Shrouded header

Side entry type



Side feed type



Circuits	Model No.		Dimensions (mm)		Q'ty / reel
	Side feed type	Side entry type	A	B	
2	BM02B-GVHS-TB	—	1.25	5.75	2,500
3	BM03B-GVHS-TB	SM03B-GVHS-TB	2.50	7.00	2,500
4	BM04B-GVHS-TB	—	3.75	8.25	2,500
5	BM05B-GVHS-TB	—	5.00	9.50	2,500
6	BM06B-GVHS-TB	—	6.25	10.75	2,500
7	BM07B-GVHS-TB	—	7.50	12.00	2,500
8	BM08B-GVHS-TB	—	8.75	13.25	2,500
9	BM09B-GVHS-TB	—	10.00	14.50	2,500
10	BM10B-GVHS-TB	—	11.25	15.75	2,500
11	BM11B-GVHS-TB	—	12.50	17.00	2,500
12	BM12B-GVHS-TB	—	13.75	18.25	2,500
13	BM13B-GVHS-TB	—	15.00	19.50	2,500
14	BM14B-GVHS-TB	—	16.25	20.75	2,500
15	BM15B-GVHS-TB	—	17.50	22.00	2,500

Material and Finish

Contact: Phosphor bronze, copper-undercoated, tin-plated (reflow treatment)

Housing: PA 6T, UL94V-0, natural

Reinforcement: Brass, copper-undercoated, tin-plated (reflow treatment)

RoHS compliance This product displays (LF)(SN) on a label.

Note: Contact JST for gold-plated products.