
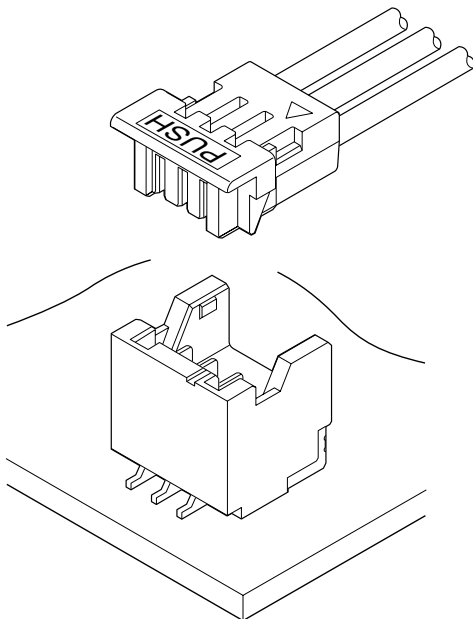


# AGH CONNECTOR

Disconnectable Crimp style connectors



**1.25mm pitch crimp type connector.** This connector system has excellent operational advantages due to its top entry style. In addition, with the wires on the side, it is low profile, similar to a side entry style.



## Features

### • Miniaturization

Developed for mobile phone battery connection. The mounting height of 6.1mm, but can be reduced to 4.4mm depending on the design at low profile header side.

### • Distortion resistant construction

Because of the unique rib structure of the housing, the connector is resistant to distortion when extracting.

### • Applicable to surface mounting technology

The header has a sufficient area for suction for the use of automatic surface mounting system.

## Specifications

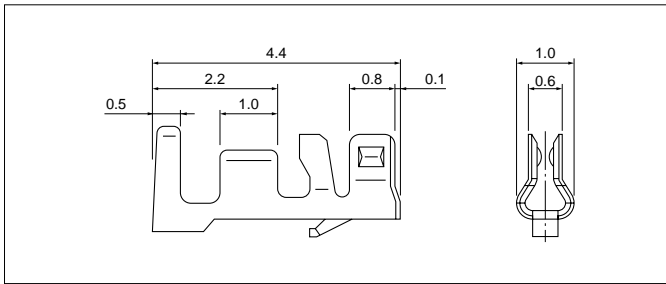
- Current rating: 1.0A AC, DC (AWG #26)
  - Voltage rating: 50V AC, DC
  - Temperature range: -25°C to +85°C  
(including temperature rise in applying electrical current)
  - Contact resistance: Initial value/20m Ω max.  
After environmental testing/30m Ω max.
  - Insulation resistance: 500M Ω min.
  - Withstanding voltage: 500V AC/minute
  - Applicable wire: AWG #30 to #26  
Insulation O.D./0.8 to 1.0mm
- \* RoHS compliant products are published.  
\* Refer to "General Instruction and Notice when using Terminals and Connectors" at the end of this catalog.  
\* Contact JST for details.

## Standards

 Recognized E60389

 J50014042

## Contact



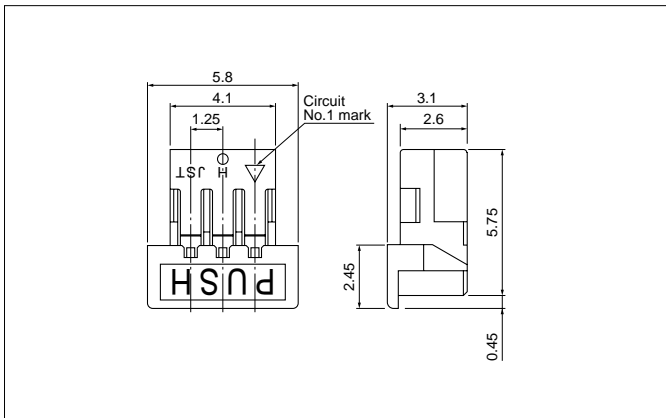
Model No.	Applicable wire		Insulation O.D. (mm)	Q'ty / reel
	mm <sup>2</sup>	AWG #		
<b>SAGH-002GU-P0.3</b>	0.05 to 0.13	30 to 26	0.8 to 1.0	20,000

### Material and Finish

Phosphor bronze, nickel-undercoated, gold-plated

### RoHS compliance

## Housing



Circuits	Model No.	Q'ty / bag
3	<b>AGHR-03V-1-H</b>	5,000

### Material

PBT, UL94V-0, gray

### RoHS compliance

<For reference> As the color identification, the following alphabet shall be put in the underlined part. For availability, delivery and minimum order quantity, contact JST.

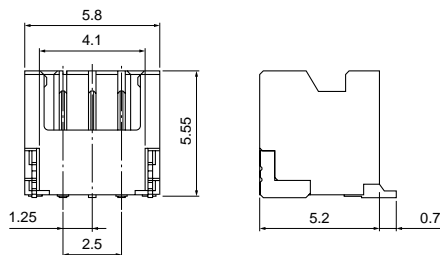
ex. **AGHR-03V-1-00**

H...gray

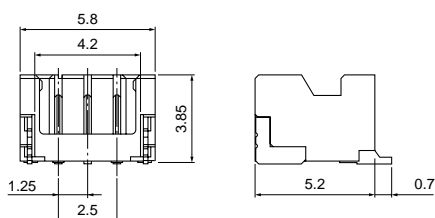
(blank)...natural

## Shrouded header

### <5.6mm type>



### <3.9mm type>



### ●5.6mm type

Circuits	Model No.	Q'ty / reel
3	<b>BM03B5.6-AGHS-GG-TF</b>	1,000

### Material and Finish

Contact: Phosphor bronze, nickel-undercoated,  
Mating part: gold-plated  
Solder tail: tin-plated (reflow treatment)  
Housing: PA 9T, UL94V-0, natural  
Solder tab: Brass, copper-undercoated, tin-plated (reflow treatment)

**RoHS compliance** This product displays (LF)(SN) on a label.

### ●3.9mm type

Circuits	Model No.	Q'ty / reel
3	<b>BM03B3.9-AGHS-GH-TF</b>	1,250

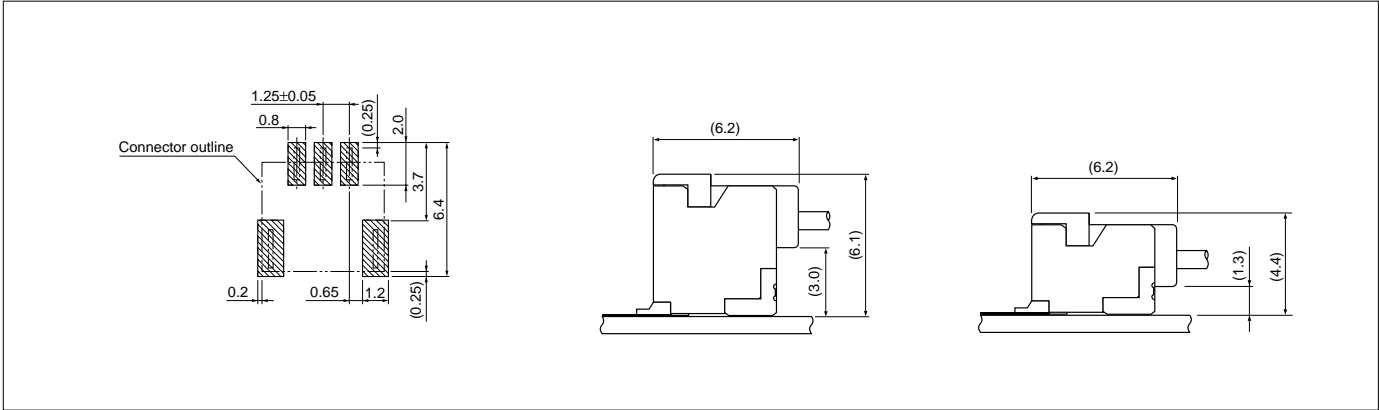
### Material and Finish

Contact: Phosphor bronze, nickel-undercoated,  
Mating part: gold-plated 0.4μm  
Solder tail: gold-plated flash  
Housing: PA9T, UL94V-0, natural  
Solder tab: Brass, copper-undercoated, tin-plated (reflow treatment)

**RoHS compliance** This product displays (LF)(SN) on a label.

# AGH CONNECTOR

## PC board layout (viewed from component side) and Assembly layout



**Note:**

1. Tolerances are non-cumulative:  $\pm 0.05$  mm for all centers.
2. The dimensions above should serve as a guideline. Contact JST for details.

## Crimping machine, Applicator

Contact	Crimping machine	Crimp applicator	Dies	Crimp applicator with dies
<b>SAGH-002GU-P0.3</b>	AP-K2N	MKS-L-10-3	MK/SAGH-002-03	APLMK SAGH002-03
		*MKS-SC	SC/SAGH-002-03	APLSC SAGH002-03

Note: \*Strip-crimp applicator