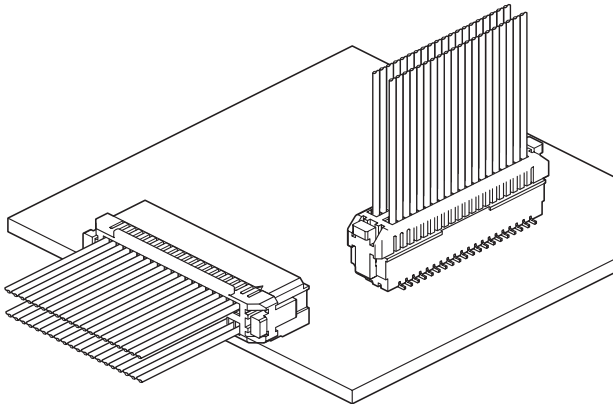


# SHLD CONNECTOR

1.0mm pitch/Disconnectable Crimp style connectors



**Developed for PDP, LCD or small electronics equipment.**

**This is a dual-row small crimp type connector with a secure locking system or without-designed for different applications. The PC board layout is compatible with that of existing SHD connector, which allows for replacement of the above existing connector.**

- Secure housing lock structure (for locking type)
- Prevent deformation of contacts
- A contact lock structure
- Strong structure against external force

## Specifications

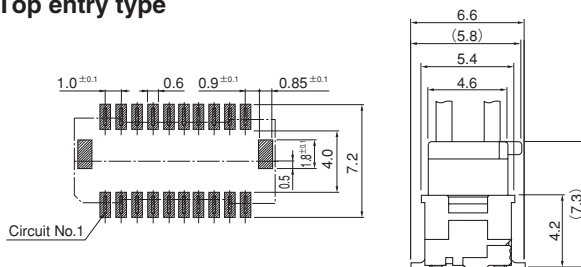
- Current rating: 1.0A AC, DC (AWG #28)
- Voltage rating: 50V AC, DC
- Temperature range: -25°C to +85°C  
(including temperature rise in applying electrical current)
- Contact resistance: Initial value/30m Ω max.  
After environmental testing/40m Ω max.
- Insulation resistance: 100M Ω min.
- Withstanding voltage: 500V AC/minute
- \* Compliant with RoHS.
- \* Refer to "General Instruction and Notice when using Terminals and Connectors" at the end of this catalog.
- \* Contact JST for details.

## Standards

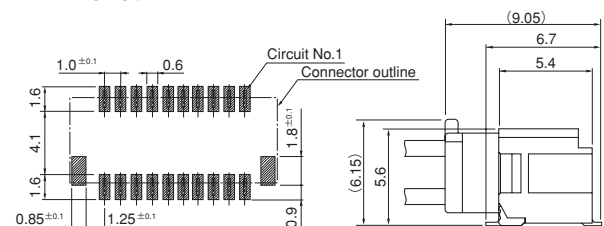
Recognized E60389

## PC board layout (viewed from component side) and Assembly layout

### Top entry type

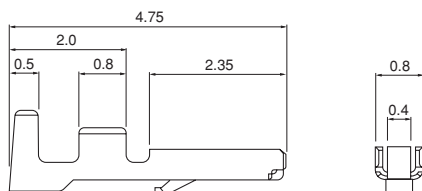


### Side entry type



Note: 1. Tolerances are non-cumulative:  $\pm 0.1$ mm for all centers.  
2. The dimensions above should serve as a guideline. Contact JST for details.

## Contact



Model No.	Applicable wire		Insulation O.D. (mm)	Q'ty / reel
	mm <sup>2</sup>	AWG#		
SSHLD-003GA1-P0.2	0.032~0.08	32~28	0.4~0.8	30,000

### Material and Finish

Phosphor bronze, nickel-undercoated, Mating part; gold-plated, Crimping part; gold-plated

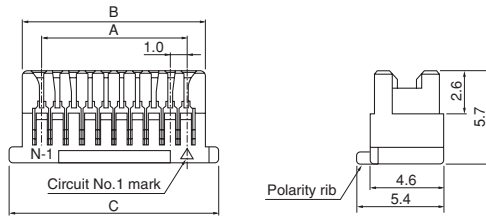
### RoHS compliance

Contact	Crimping machine	Applicator		
		Crimp applicator	Dies	Crimp applicator with dies
SSHLD-003GA1-P0.2	AP-K2N	MKS-L-10-3	MK/SSH/L-003-02	APLMK SSH/L003-02
		*MKS-SC	SC/SSH/L-003-02	APLSC SSH/L003-02

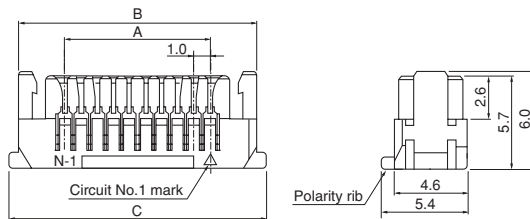
Note: \*Strip-crimp applicator  
Contact JST for applicable wires in case that it is not usable due to wire size.

# SHLD CONNECTOR

## Housing



### With secure lock type



Circuits	Model No.	Dimensions (mm)			Q'ty / bag
		A	B	C	
20	SHLDP-20V-S(B)	9.0	11.4	13.0	3,500
30	SHLDP-30V-S(B)	14.0	16.4	18.0	2,500
40	SHLDP-40V-S(B)	19.0	21.4	23.0	2,000
50	SHLDP-50V-S(B)	24.0	26.4	28.0	1,500

#### Material

PBT, UL94V-0, natural (white)

#### RoHS compliance

### With secure lock type

Circuits	Model No.	Dimensions (mm)			Q'ty / bag
		A	B	C	
20	SHLDP-20V-S-1(B)	9.0	14.7	15.7	3,000
30	SHLDP-30V-S-1(B)	14.0	19.7	20.7	2,000
40	SHLDP-40V-S-1(B)	19.0	24.7	25.7	1,500
50	SHLDP-50V-S-1(B)	24.0	29.7	30.7	1,200

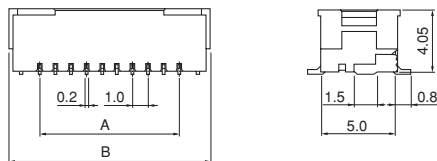
#### Material

PBT, UL94V-0, natural (white)

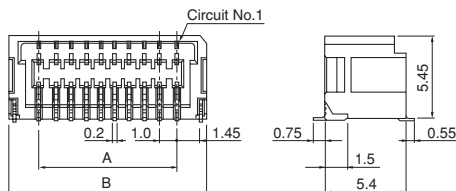
#### RoHS compliance

## Shrouded header

### Top entry type



### Side entry type



Circuits	Model No.		Dimensions (mm)		Q'ty / reel
	Top entry type	Side entry type	A	B	
20	BM20B-SHLDS-G-TFT	SM20B-SHLDS-G-TF	9.0	13.0	1,000
30	BM30B-SHLDS-G-TFT	SM30B-SHLDS-G-TF	14.0	18.0	1,000
40	BM40B-SHLDS-G-TFT	SM40B-SHLDS-G-TF	19.0	23.0	1,000
50	BM50B-SHLDS-G-TFT	SM50B-SHLDS-G-TF	24.0	28.0	1,000

#### Material and Finish

Contact: Phosphor bronze, nickel-undercoated, gold-plated  
Wafer: PA, UL94V-0, natural (ivory)  
Solder tab: Brass, copper-undercoated, tin-plated (reflow treatment)

**RoHS compliance** This product displays (LF)(SN) on a label.