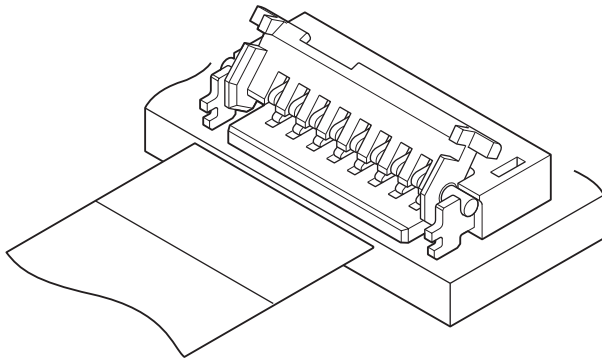


FHS CONNECTOR

0.5mm pitch/Connectors for FPC



FHS connector is a space-saving type connector for FPC with 3.1mm depth, though it is low profile of 0.9mm mounting height. 0.2mm thick standard FPC.

- **Space saving design**
- **Heat resisting design suitable for surface mounting**
- **Self-lock mechanism enables the cover to close by one-touch operation**

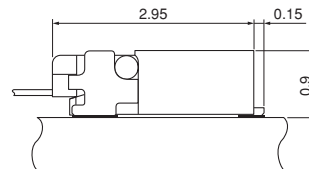
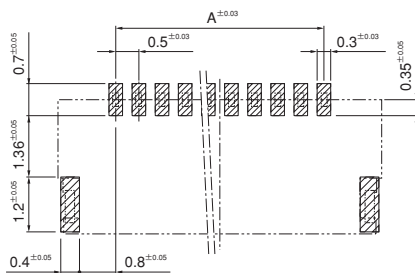
Specifications

- Current rating: 0.5A AC, DC
- Voltage rating: 50V AC, DC
- Temperature range: -25°C to +85°C
(including temperature rise in applying electrical current)
- Contact resistance: Initial value/60m Ω max.
After environmental testing/60m Ω max.
(variation from initial value)
- Insulation resistance: 800M Ω min.
- Withstanding voltage: 200V AC/minute
- Applicable FPC: Conductor pitch/0.5mm
Conductor width/0.35mm
Mating part thickness/0.2±0.03mm
- * Compliant with RoHS.
- * Refer to "General Instruction and Notice when using Terminals and Connectors" at the end of this catalog.
- * Contact JST for details.

Standards

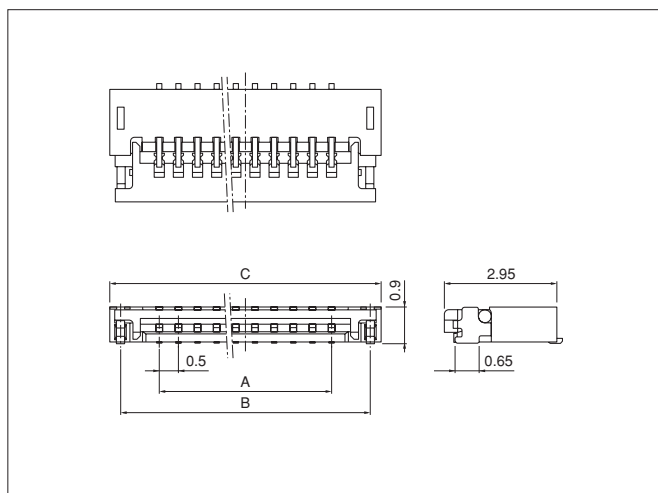
Ⓜ Recognized E60389

PC board layout (viewed from component side) and Assembly layout



Note: 1. Tolerances are non-cumulative: ±0.03mm for all centers.
2. The dimensions above should serve as a guideline. Contact JST for details.

Connector



Circuits	Model No.	Dimensions (mm)			Q'ty / reel
		A	B	C	
3	03FHS-RSM1-GAN-TB	1.0	3.0	3.56	6,000
4	04FHS-RSM1-GAN-TB	1.5	3.5	4.06	6,000
6	06FHS-RSM1-GAN-TB	2.5	4.5	5.06	6,000
8	08FHS-RSM1-GAN-TB	3.5	5.5	6.06	6,000
9	09FHS-RSM1-GAN-TB	4.0	6.0	6.56	6,000

Material and Finish

Contact: Copper alloy, nickel-undercoated, gold-plated (nickel-stripe)

Housing: LCP, UL94V-0

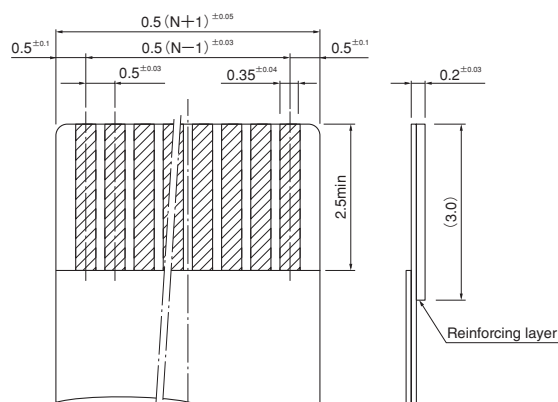
Solder tab: Brass, copper-undercoated, tin-plated (reflow treatment)

Cover: PPS, UL94V-0

RoHS compliance This product displays (LF)(SN) on a label.

Note: This products listed above are supplied on embossed-tape.

Lead section dimensions of FPC



Note: N --- Number of circuits