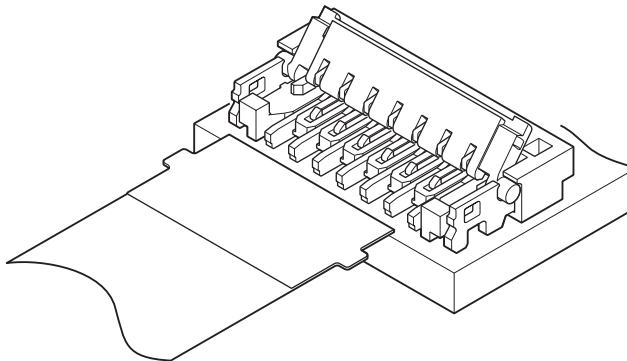


# FXV CONNECTOR

0.3mm pitch/Connectors for FPC



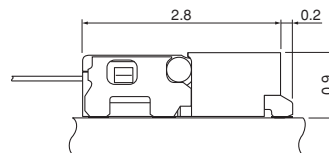
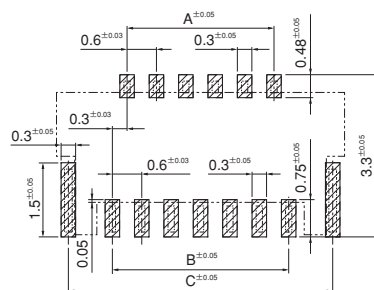
**The FXV connector is a market require space saving and low profile 0.3mm pitch connector, and designed for corresponding to FPC with protrusions. As FPC with protrusions is used for this FXV connector, easy insertion operation, protection of incomplete insertion and miss-insertion are realized.**

- Double ZIF design for easy insertion operation of FPC
- Self-lock cover design
- Low profile and space saving
- FPC with protrusions

## Specifications

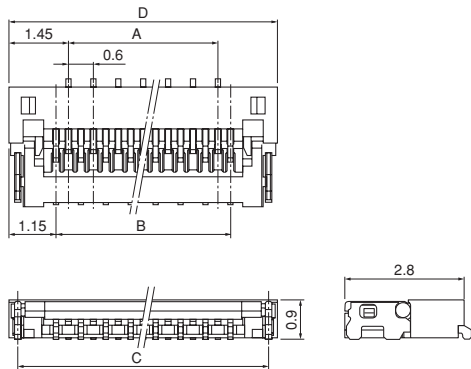
- Current rating: 0.2A AC, DC
- Voltage rating: 50V AC, DC
- Temperature range: -25°C to +85°C  
(including temperature rise in applying electrical current)
- Contact resistance: Initial value/60m  $\Omega$  max.  
After environmental testing/60m  $\Omega$  max.  
(variation from initial value)
- Insulation resistance: 50M  $\Omega$  min.
- Withstanding voltage: 200V AC/minute
- Applicable FPC: Conductor pitch/0.3mm  
Conductor width/0.3mm  
Mating part thickness/0.2±0.03mm
- \* Compliant with RoHS.
- \* Refer to "General Instruction and Notice when using Terminals and Connectors" at the end of this catalog.
- \* Contact JST for details.

## PC board layout (viewed from component side) and Assembly layout



Note: 1. Tolerances are non-cumulative: ±0.05mm for all centers.  
2. The dimensions above should serve as a guideline. Contact JST for details.

Connector



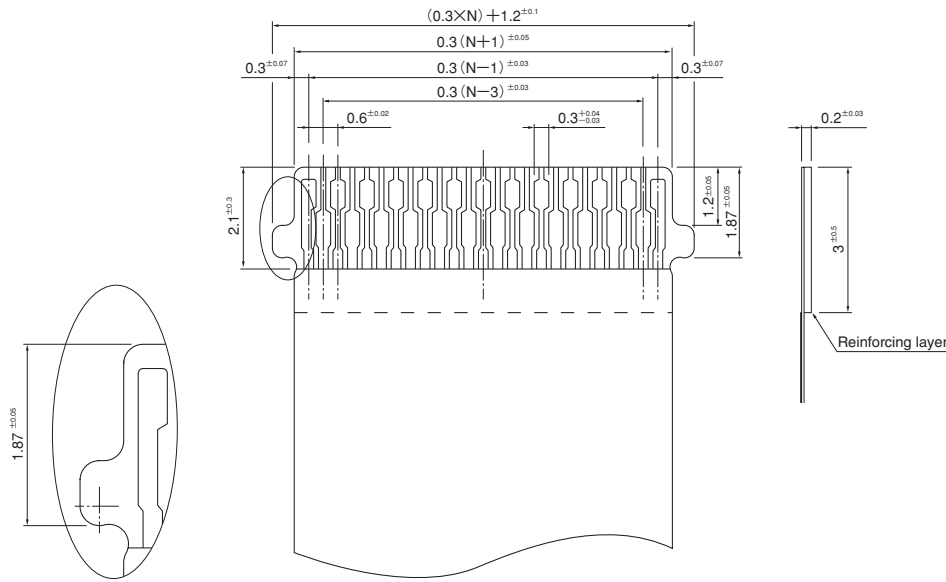
Circuits	Model No.	Dimensions (mm)				Q'ty / reel
		A	B	C	D	
11	11FXV-RSM1-GAN-ETF	2.4	3.0	4.82	5.3	5,000
13	13FXV-RSM1-GAN-ETF	3.0	3.6	5.42	5.9	5,000
15	15FXV-RSM1-GAN-ETF	3.6	4.2	6.02	6.5	5,000
17	17FXV-RSM1-GAN-ETF	4.2	4.8	6.62	7.1	5,000
21	21FXV-RSM1-GAN-ETF	5.4	6.0	7.82	8.3	5,000
25	25FXV-RSM1-GAN-ETF	6.6	7.2	9.02	9.5	5,000
27	27FXV-RSM1-GAN-ETF	7.2	7.8	9.62	10.1	5,000
29	29FXV-RSM1-GAN-ETF	7.8	8.4	10.22	10.7	5,000
31	31FXV-RSM1-GAN-ETF	8.4	9.0	10.82	11.3	5,000
33	33FXV-RSM1-GAN-ETF	9.0	9.6	11.42	11.9	5,000
35	35FXV-RSM1-GAN-ETF	9.6	10.2	12.02	12.5	5,000
37	37FXV-RSM1-GAN-ETF	10.2	10.8	12.62	13.1	5,000
39	39FXV-RSM1-GAN-ETF	10.8	11.4	13.22	13.7	5,000
43	43FXV-RSM1-GAN-ETF	12.0	12.6	14.42	14.9	5,000
51	51FXV-RSM1-GAN-ETF	14.4	15.0	16.82	17.3	5,000

Material and Finish

Contact: Copper alloy, nickel-undercoated, gold-plated (nickel-stripe)  
Housing: Heat resisting resin, UL94V-0  
Solder tab: Copper alloy, copper-undercoated, tin-plated (reflow treatment)  
Cover: Heat resisting resin, UL94V-0

**RoHS compliance** This product displays (LF)(SN)(M) on a label.  
Note: This products listed above are supplied on embossed-tape.

Lead section dimensions of FPC



Note: N --- Number of circuits