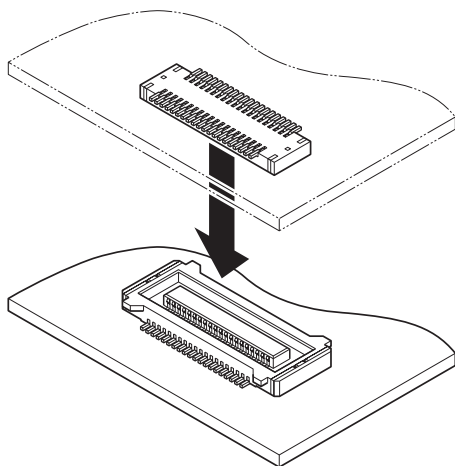
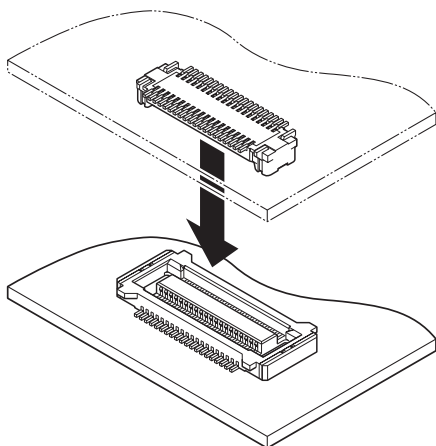


JAV CONNECTOR

0.4mm pitch/Board-to-board connectors



With mating guide



0.4mm pitch, SMT, low profile connector with parallel connection.

- Fine pitch and extremely low profile
- Contact lock construction
- Flat surface
- Concentration contact structure with wiping action
- Mating connector inside box shaped plug and receptacle
- Solder going-up prevention

JAV connector with mating guide

- Mating guide structure

Specifications

- Current rating: 0.3A AC, DC
- Voltage rating: 30V AC, DC
- Temperature range: -25°C to +85°C
(including temperature rise in applying electrical current)
- Contact resistance: Initial value/70m Ω max.
After environmental testing/140m Ω max.
- Insulation resistance: 50M Ω min.
- Withstanding voltage: 100V AC/minute
- * Compliant with RoHS.
- * Refer to "General Instruction and Notice when using Terminals and Connectors" at the end of this catalog.
- * Contact JST for details.

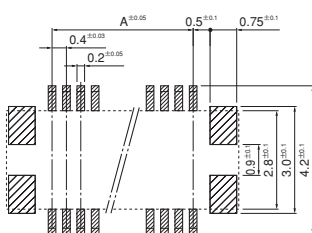
Standards

Recognized E60389

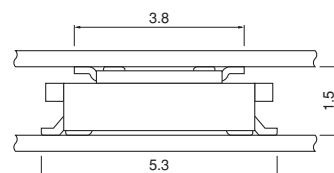
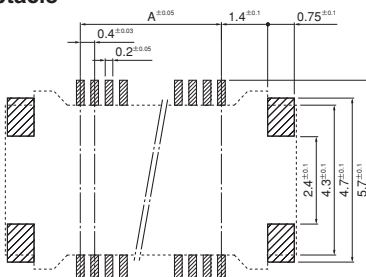
Certified LR20812

PC board layout (viewed from component side) and Assembly layout

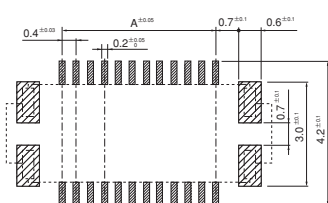
Plug



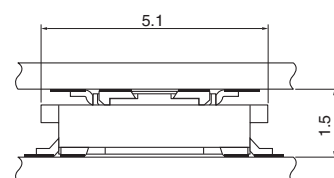
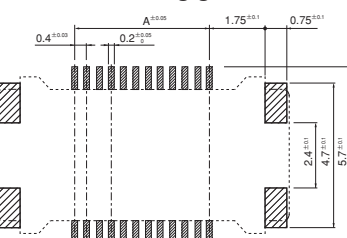
Receptacle



Plug/with mating guide



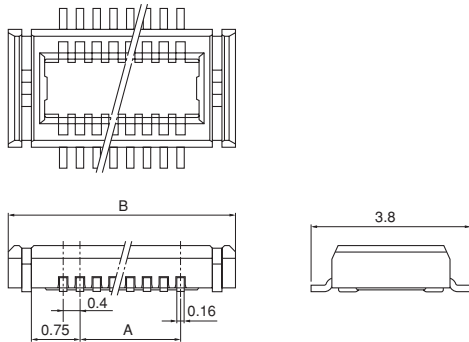
Receptacle/with mating guide



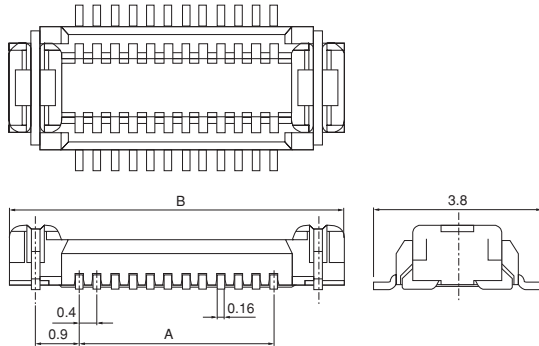
Note: 1. Tolerances are non-cumulative: ± 0.03 mm for all centers.
2. The dimensions above should serve as a guideline. Contact JST for details.

JAV CONNECTOR

Plug



With mating guide



Circuits	Model No.	Dimensions (mm)		Q'ty / reel
		A	B	
*20	20PA-JAVK-GSAN-TF	3.6	6.2	3,500
22	22PA-JAVK-GSAN-TF	4.0	6.6	3,500
26	26PA-JAVK-GSAN-TF	4.8	7.4	3,500
30	30PA-JAVK-GSAN-TF	5.6	8.2	3,500
40	40PA-JAVK-GSAN-TF	7.6	10.2	3,500
*70	70PA-JAVK-GSAN-TF	13.6	16.2	3,500

Material and Finish

Contact: Phosphor bronze, nickel-undercoated, gold-plated (nickel-stripe)
Housing: LCP, UL94V-0
Solder tab: Brass, copper-undercoated, tin-plated (reflow treatment)

RoHS compliance This product displays (LF)(SN) on a label.

Note: 1. The products listed above are supplied on embossed-tape.

2. *Marked products are not CSA approved.

With mating guide

Circuits	Model No.	Dimensions (mm)		Q'ty / reel
		A	B	
24	24PA-JAVK-GSAN-1-TF	4.4	7.6	3,000

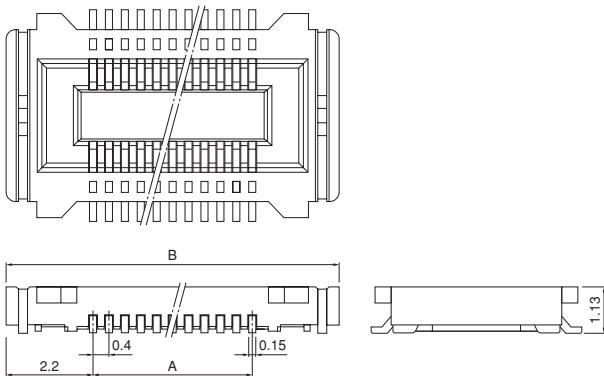
Material and Finish

Contact: Phosphor bronze, nickel-undercoated, gold-plated (nickel-stripe)
Housing: LCP, UL94V-0
Solder tab: Brass, copper-undercoated, tin-plated (reflow treatment)

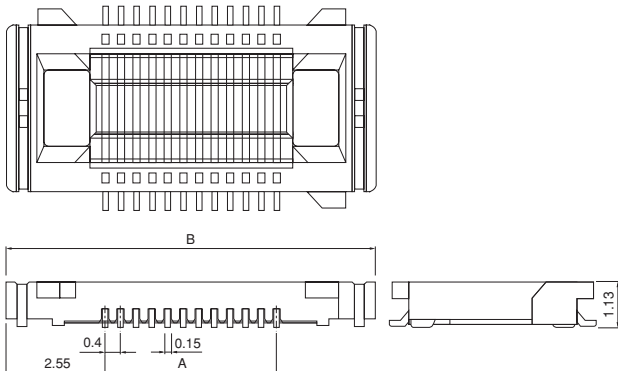
RoHS compliance This product displays (LF)(SN) on a label.

Note: The product listed above is supplied on embossed-tape.

Receptacle



With mating guide



Circuits	Model No.	Dimensions (mm)		Q'ty / reel
		A	B	
*20	20R-JAVK-GSAN-TF	3.6	8.0	3,500
22	22R-JAVK-GSAN-TF	4.0	8.4	3,500
26	26R-JAVK-GSAN-TF	4.8	9.2	3,500
30	30R-JAVK-GSAN-TF	5.6	10.0	3,500
40	40R-JAVK-GSAN-TF	7.6	12.0	3,500
*70	70R-JAVK-GSAN-TF	13.6	18.0	3,500

Material and Finish

Contact: Phosphor bronze, nickel-undercoated, gold-plated (nickel-stripe)
Housing: LCP, UL94V-0
Solder tab: Brass, copper-undercoated, tin-plated (reflow treatment)

RoHS compliance This product displays (LF)(SN) on a label.

Note: 1. The products listed above are supplied on embossed-tape.

2. *Marked products are not CSA approved.

With mating guide

Circuits	Model No.	Dimensions (mm)		Q'ty / reel
		A	B	
24	24R-JAVK-GSAN-1-TF	4.4	9.5	3,500

Material and Finish

Contact: Phosphor bronze, nickel-undercoated, gold-plated (nickel-stripe)
Housing: LCP, UL94V-0
Solder tab: Brass, copper-undercoated, tin-plated (reflow treatment)

RoHS compliance This product displays (LF)(SN) on a label.

Note: The product listed above is supplied on embossed-tape.