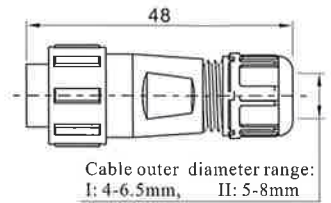
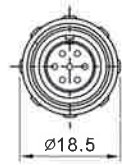


**SP13 Series IP68**



**Cable connector**  
Mate with SP1311, SP1312

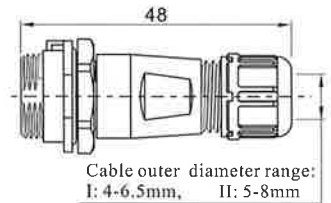
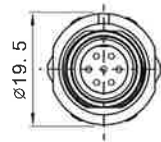


SP1310 / P — Male contact  
SP1310 / S — Female contact

C: with cap  
N: without cap  
Cable outer diameter  
I: 4-6.5mm, II: 5-8mm  
Number of contact



**In-line cable connector**  
Mate with SP1310

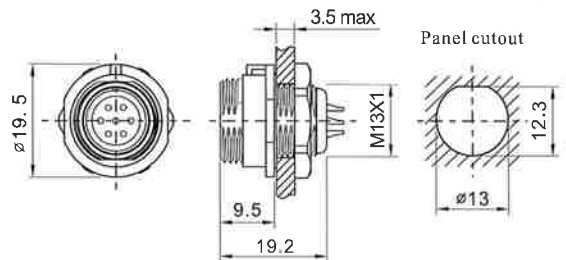


SP1311 / P — Number of contact  
SP1311 / S —

C: with cap  
N: without cap  
Cable outer diameter  
I: 4-6.5mm, II: 5-8mm



**Rear-nut mount**  
Mate with SP1310



SP1312 / P —  
SP1312 / S —

C: with cap  
N: without cap  
Number of contact

**Solder contact spec**

Number of contact	2	3	4	5	6	7	9
Male contact face view							
Rated current (A)	13	13	5	5	5	5	3
Contact diameter(mm)	1.6	1.6	1	1	1	1	0.7
Rated voltage (AC.V)	250	250	200	180	125	125	125
Test voltage(AC.V) 1 min	1500	1500	1500	1000	1000	1000	1000
Contact resistance (m.Ω)	2.5	2.5	5	5	5	5	10
Wire size (mm <sup>2</sup> /AWG)	≤2/14	≤2/14	≤0.75/18	≤0.75/18	≤0.75/18	≤0.75/18	≤0.5/20